

MVC Component of the BCBSM P4P Program



AGENDA

01.

PY 2024 Scoring Summary & Impact

- Timeline and structure
- Point scoring summary
- Value metric success stories

02.

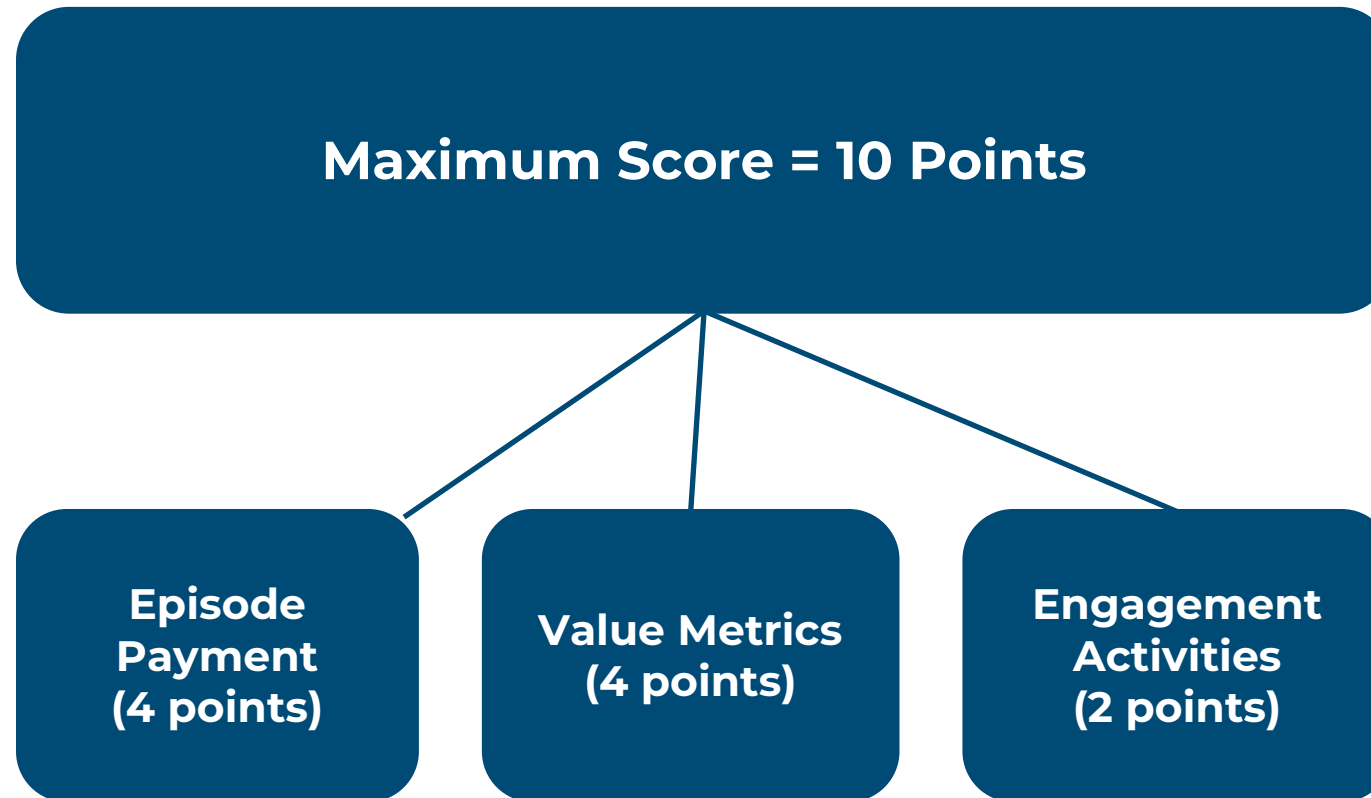
PY 2026-2027 Cycle & Selections

- Timeline and structure
- Selection summary
- Health equity measure

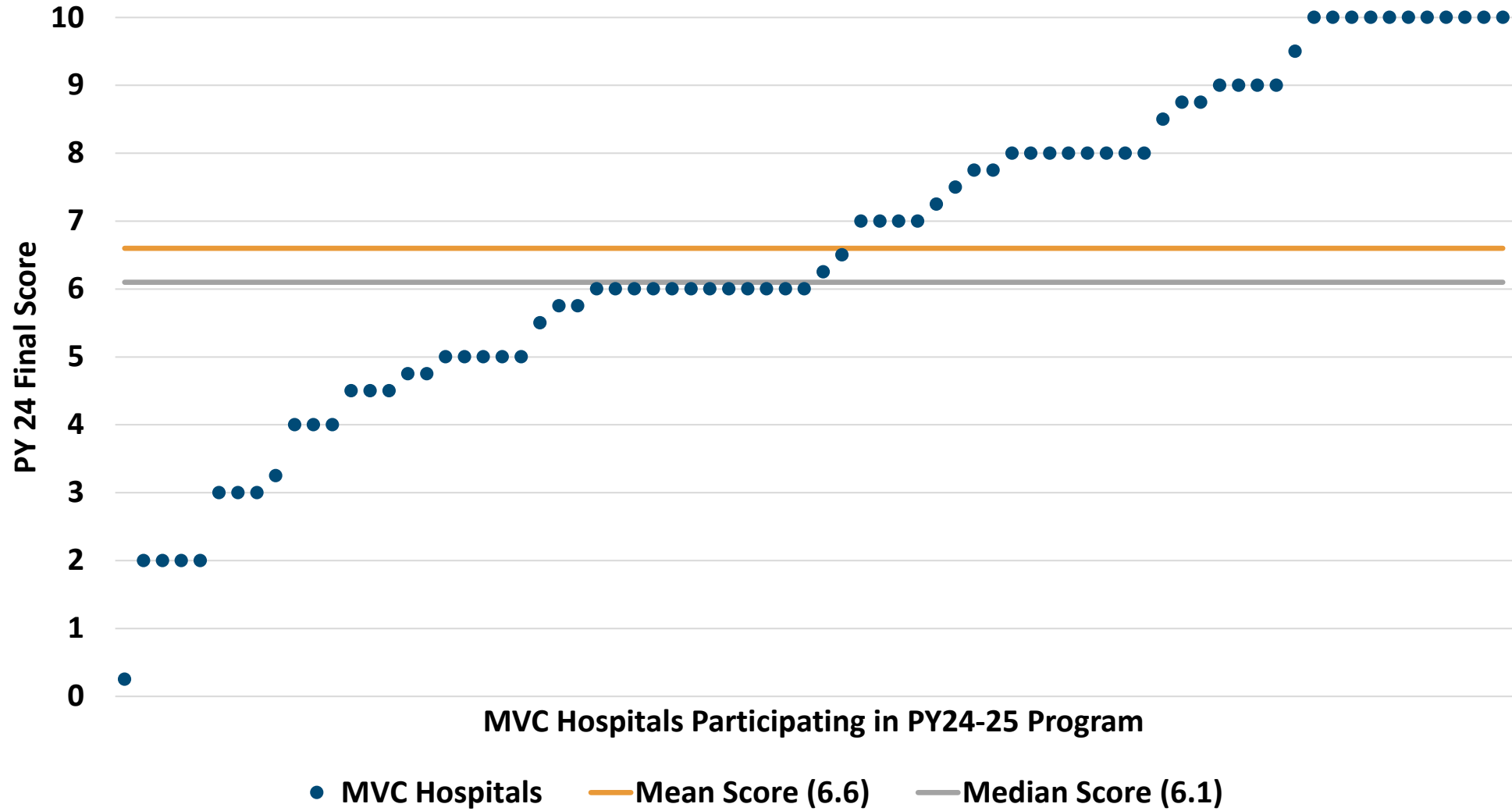
PY 24-25 Timeline



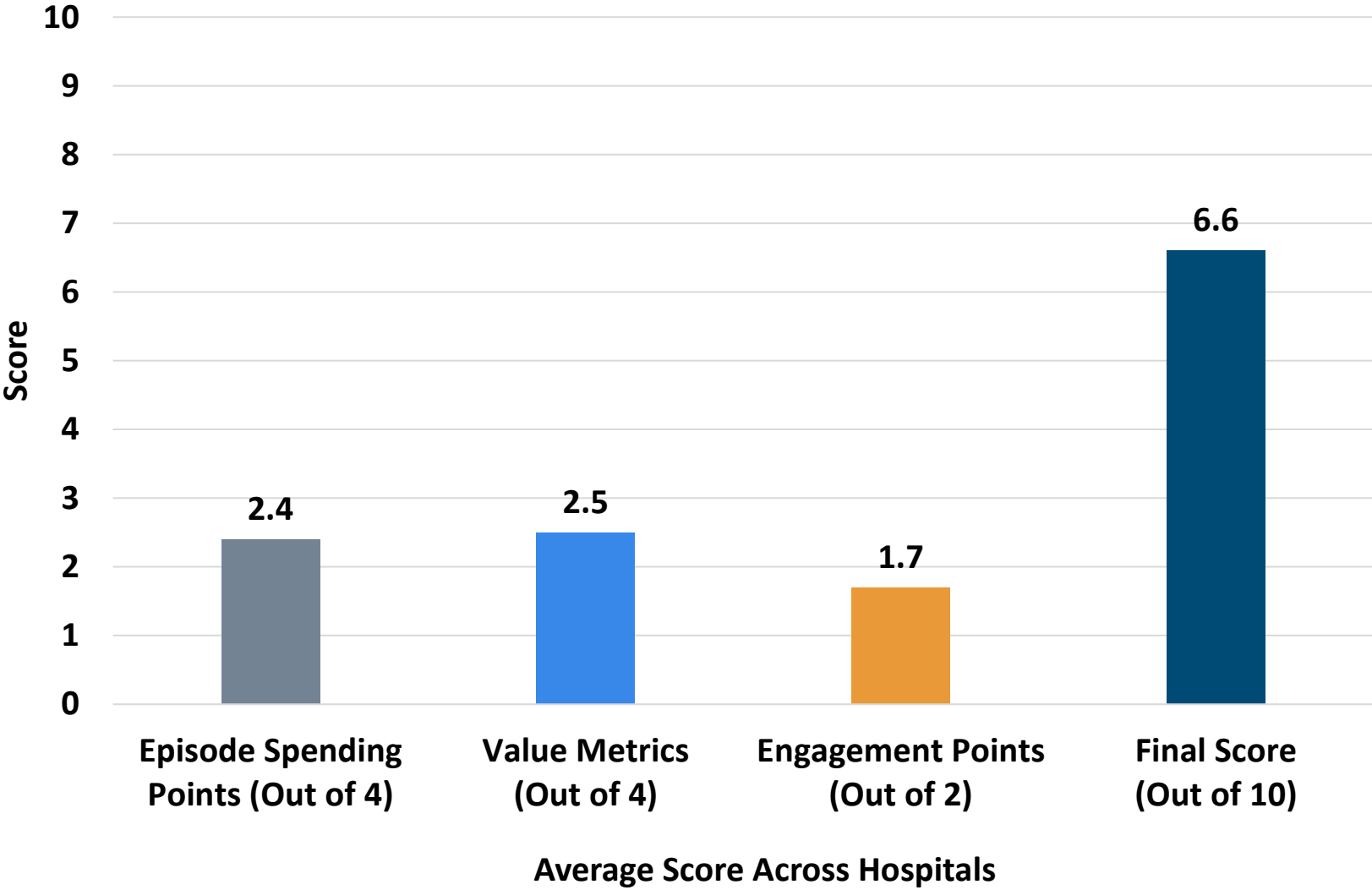
Program Structure (PYs 24/25)



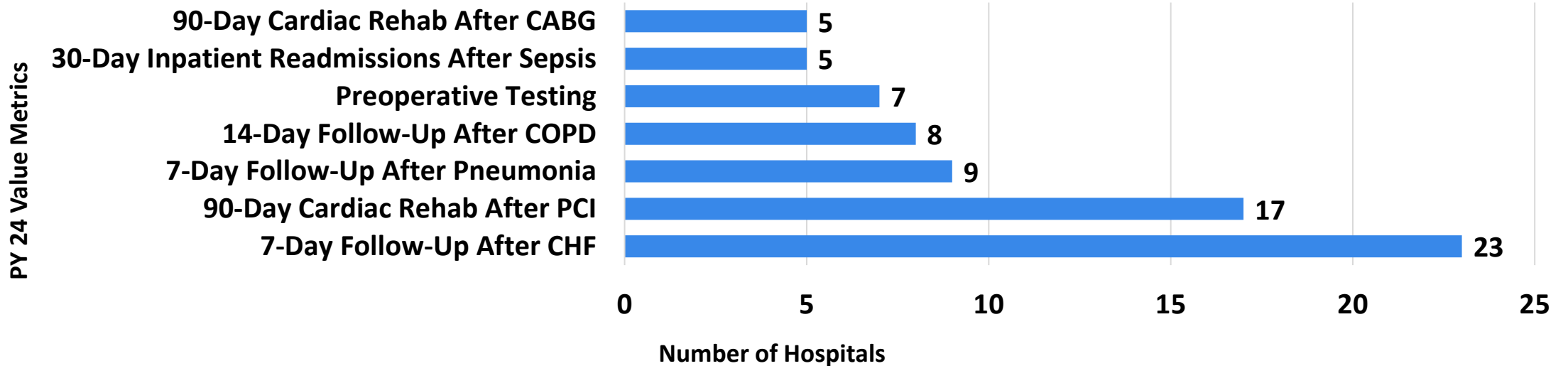
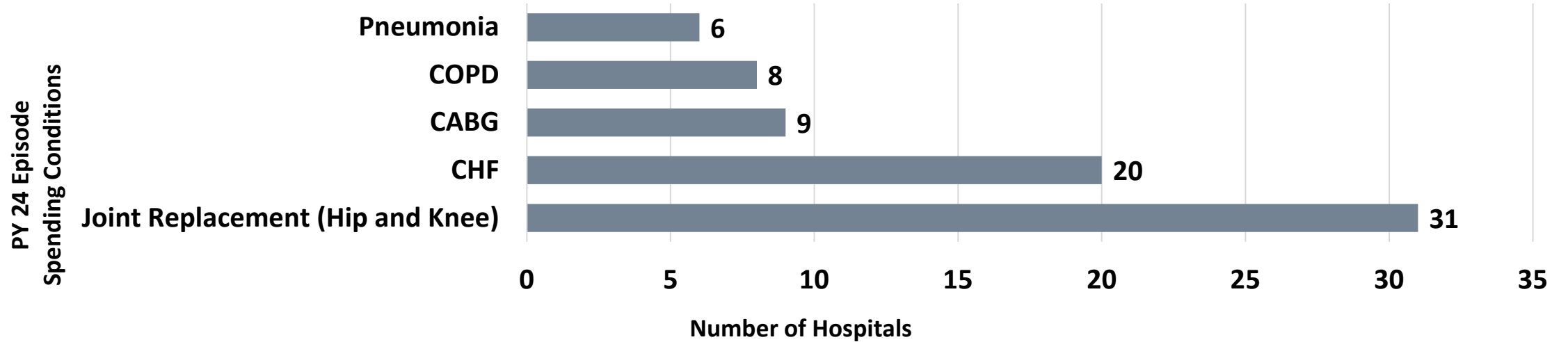
Distribution of PY 24 Total Points



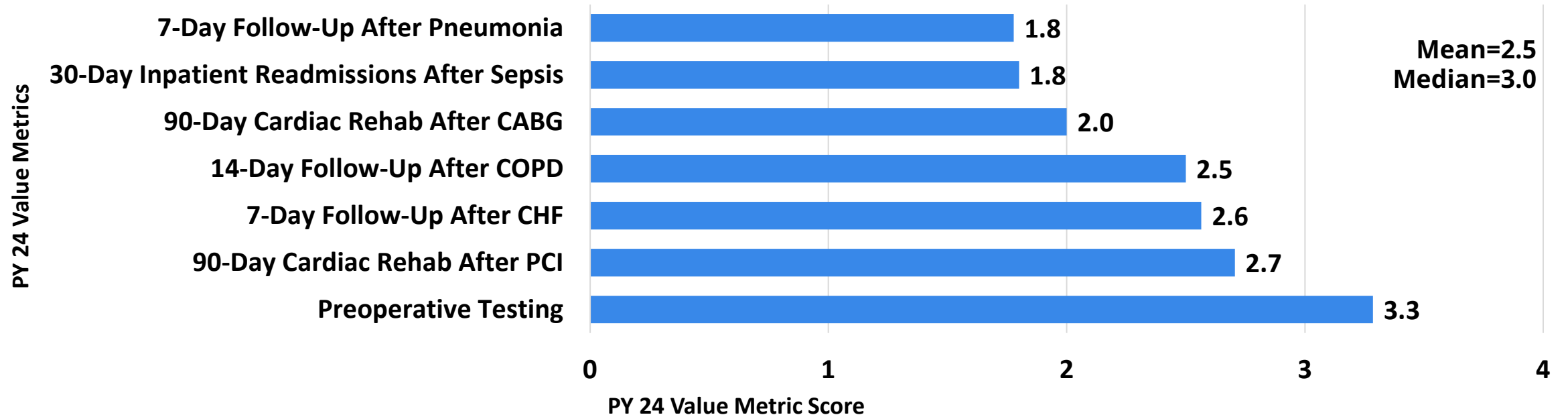
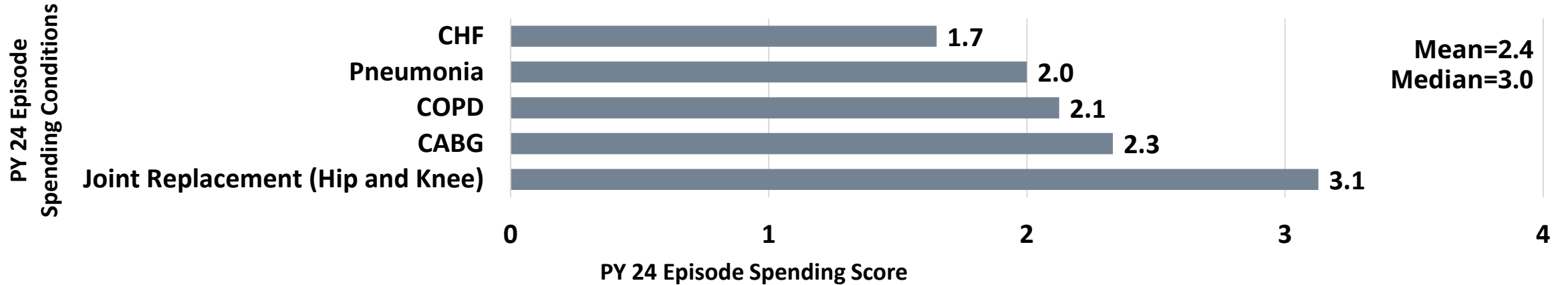
Points by Component in PY 24



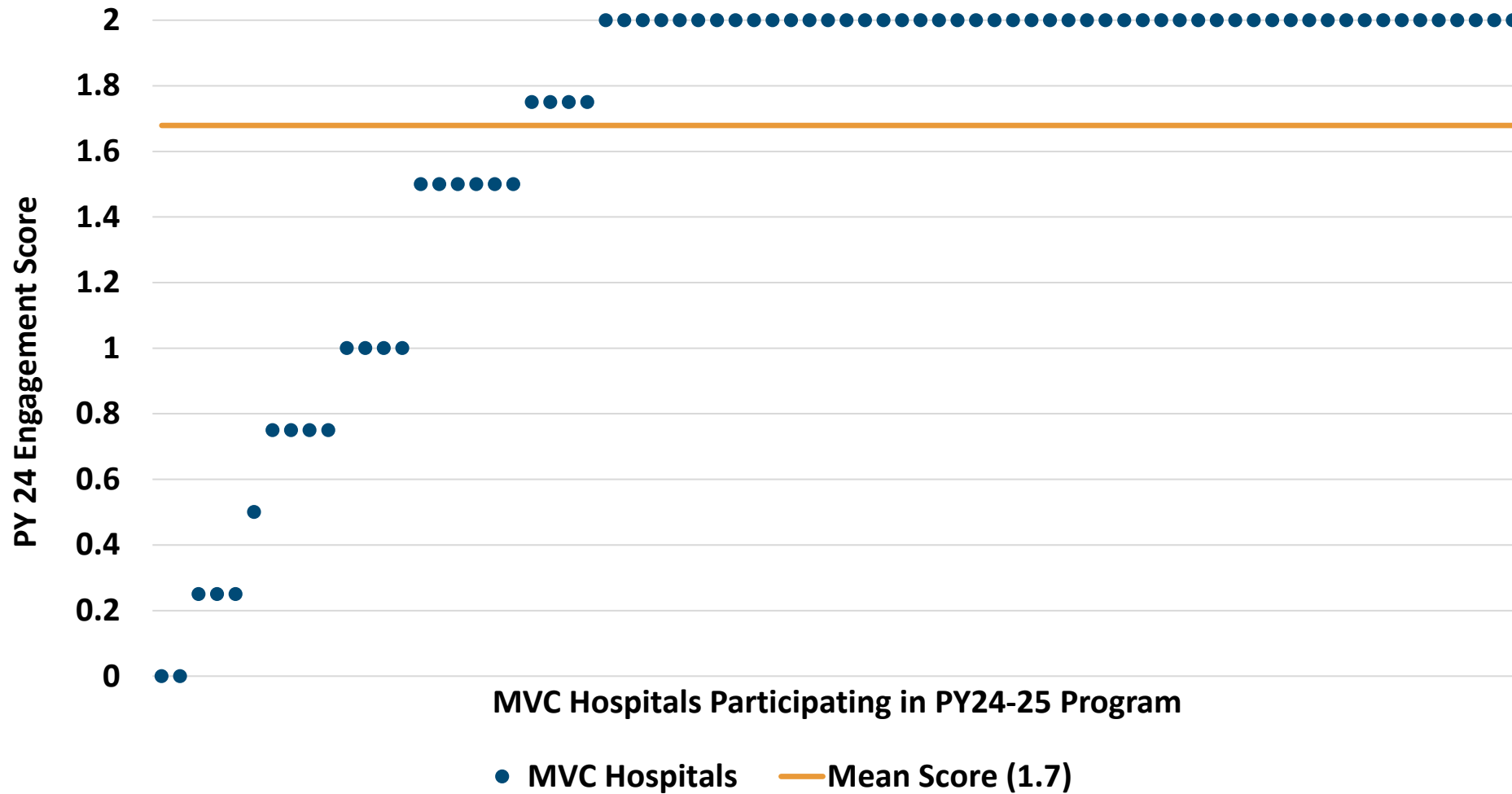
PY 24/25 Selection Breakdown



PY 24 Point Breakdown



PY24 Engagement Point Distribution



Engagement Points in PY 24



30%

Collaborative-Wide Meeting Attendance



16%

Workgroup Attendance



15%

MVC Surveys (Health Equity & QI)

1.7

Average Engagement Points per Hospital

Engagement Activity Category	Points Awarded Per Activity	Max Points Possible Per Site
Semiannual Meetings	0.25 (one meeting) - .05 (both meetings)	0.75
Workgroups	0.25 per series	0.75
Surveys (QI and Health Equity)	0.25	0.5
Member Presentation	0.5	1
Networking Event	0.25	n/a
Site visits	0.25 (virtual) – 0.5 (in-person)	0.5
QI Interviews	0.25	0.25
Custom Analytic Report	0.25	0.25



PY 24 Successes



MVC Value Metrics

Cardiac Rehabilitation After PCI



Overall Utilization Rate Difference



3.1%

Range in Hospital-Level Utilization Rate Change

-7.1% to 21.4%

Overall, the increased utilization of CR after PCI resulted in an estimated **3 lives saved***

*Estimates are rounded and derived using Number Needed to Treat values provided in Anderson et al. 2016

Preoperative Testing After Lumpectomy

Overall Utilization Rate Difference

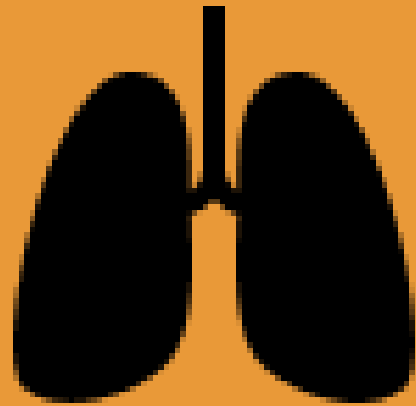


-5.2%

Range in Hospital-Level Utilization Rate Change


-13.8% to 9.8%





14-Day Follow-Up After COPD

Overall Utilization Rate Difference



1.9%

Range in Hospital-Level Utilization Rate Change

-9.5% to 18.8%



PYs 2026 & 2027

- **Timeline and structure**
- **Selection summary**
- **Health equity measure**

PY 26-27 Timeline



Program Structure

Current (PY 24-25)

Maximum Score = 10 Points

Episode
Payment
(4 points)

Value Metrics
(4 points)

Engagement
Activities
(2 points)

Future (PY 26-27)

Maximum Score = 10 Points

Episode
Spending
(3 points)

Value
Metrics
(4 points)

Health
Equity
(1 point)

Engagement
Activities
(2 points)

PY 26-27 Episode Spending Menu

Hospitals participating in the MVC Component of the BCBSM P4P Program were invited to select one condition from the following menu

PY 26-27 EPISODE SPENDING MENU

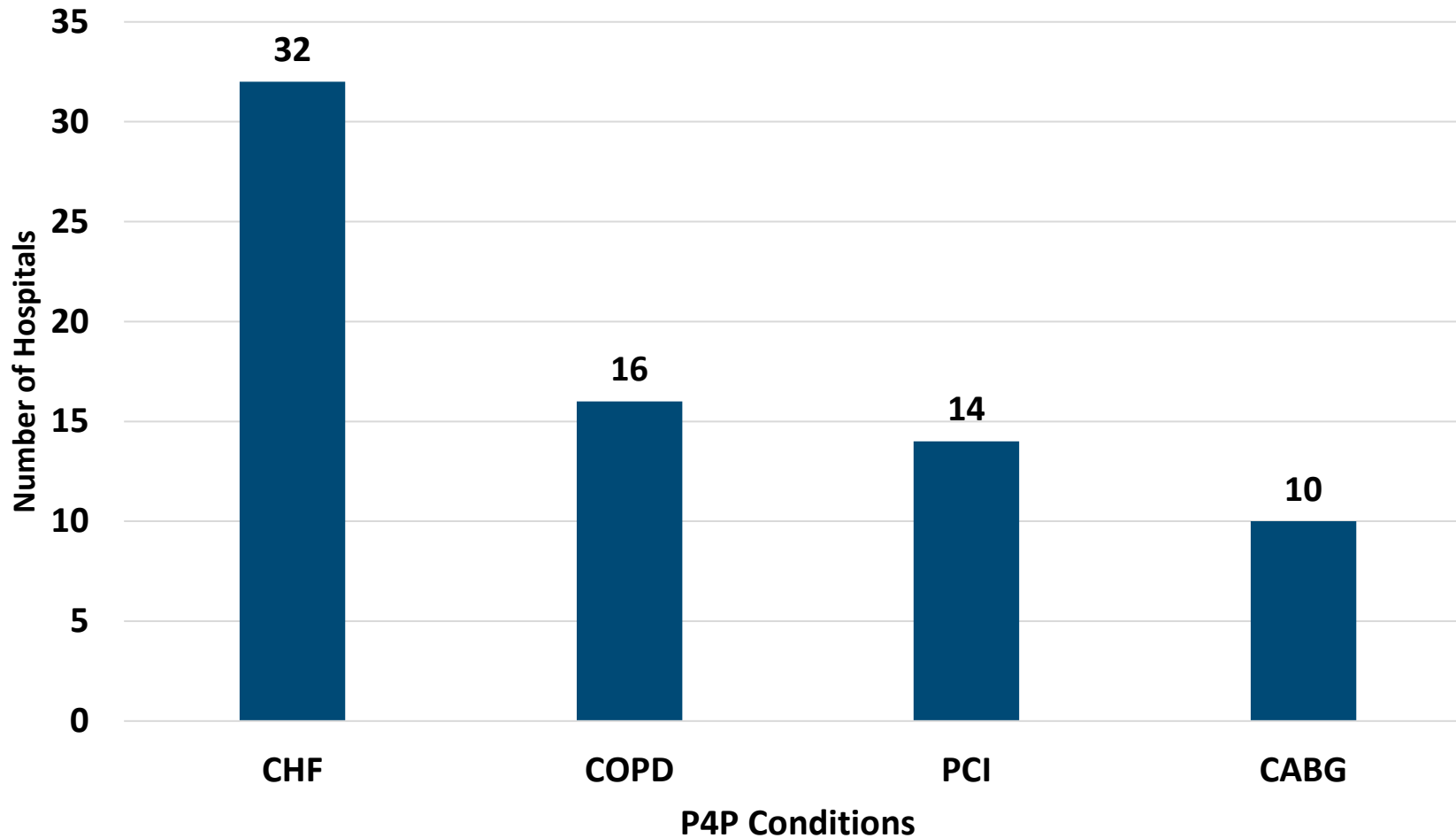
CABG

CHF

COPD

PCI

PY 26/27: Episode Spending Selections



Scan the QR code to learn which of your peers are focusing on similar metrics

Value Metric Options

**Reward *high*
rates of *high-*
value services**

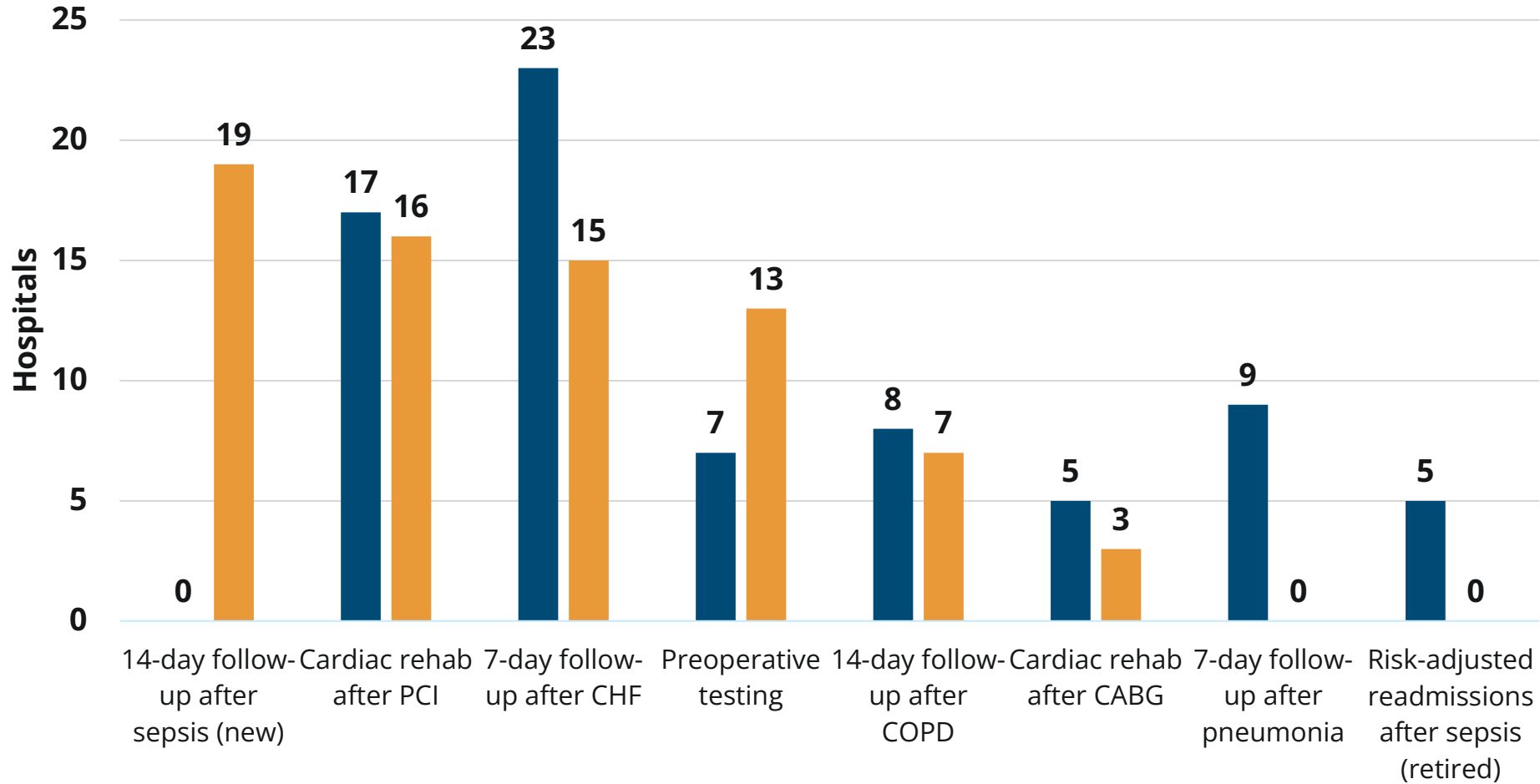
Follow-up rates after COPD hospitalization
Follow-up rates after CHF hospitalization
Follow-up rates after pneumonia
Follow-up rates after sepsis hospitalization
Cardiac rehab utilization after PCI
Cardiac rehab utilization after CABG

**Reward *low*
rates of *low-*
value services**

Preoperative testing rates for low-risk surgeries

**Hospitals chose 1 value metric to be
scored on from a menu of 7 options.**

PY 26/27: Value Metric Selections



P4P Value Metrics

■ PY 24-25 ■ PY 26-27



Scan the QR code to learn which of your peers are focusing on similar metrics

Health Equity Measure (1 point)

Using an index of disparity (IOD), MVC will score the magnitude of payer-specific differences in risk-adjusted all-cause readmission rates

Getting Familiar with the IOD



Health equity push report focusing on IOD - summer



MVC registry: updated P4P pages and dedicated IOD page – Q3



PY 25 mid-year and final scorecards will include unscored IOD data



Custom analytics upon request



Looking Forward

A decorative background on the left side of the slide features several light brown, leaf-shaped cutouts hanging from thin strings. The leaves are arranged in a vertical line, with some in sharp focus and others blurred in the background, creating a sense of depth. The overall aesthetic is warm and natural.

PY 25 Engagement Point Menu

2 points possible per program year

- Earn up to 2 points toward PY25 by engaging in MVC events and activities offered in calendar year 2025
- MVC Engagement Point Menu available on MVC's P4P webpage
- Engagement activity dates available on MVC events webpage, shared via email, and in MVC newsletters

Upcoming P4P Dates

Q3 2025

- Hospitals will receive payment from BCBSM in the summer of 2025 for PY 24
- Health Equity Push Report
- PY 25 Mid-Year Scorecards (sample IOD data)
- PY 26-27 Registry Reports
- Health Equity IOD Video

Q4 2025

- Collaborative-Wide Meeting P4P Sessions

Q1 2026

- PY25 Final Scorecards (sample IOD data)



Questions?