

Thumbs Up for Rural Health

Ross Ramsey, MD, CPE, FAAFP

August 9, 2023

About Me



Scheurer Health



Scheurer Health



[Scheurer Primary Care - Bad Axe // Preview - YouTube](#)

Scheurer Health

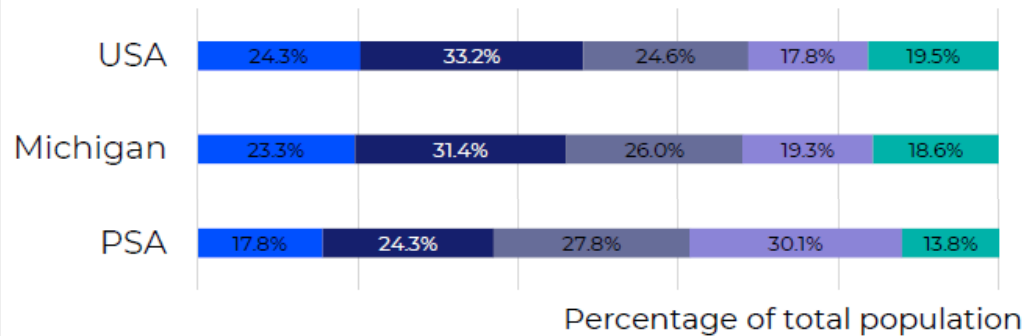


Rural Health Challenges

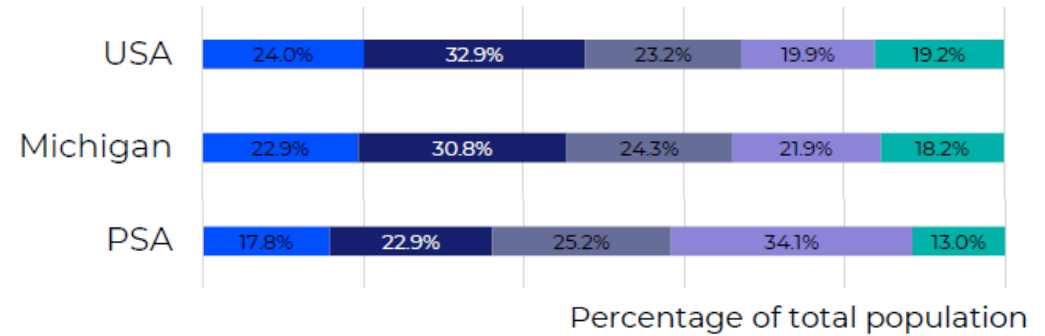
- Higher poverty rates
- A higher percentage of older adults
 - Are more likely to have chronic health problems
- More residents without health insurance
- Less access to health care
 - Clinics and hospitals may be far away.
- Higher rates of certain substance use
 - Cigarette smoking and opioid & methamphetamine misuse
- Higher rates of chronic health problems
 - High blood pressure and obesity
- More exposure to environmental hazards
 - Chemicals used for farming

Our Population

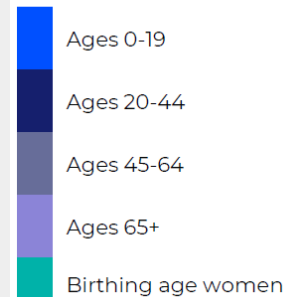
Population trends, 2023



Population trends, 2028



Legend



Scheurer's More Elderly Population

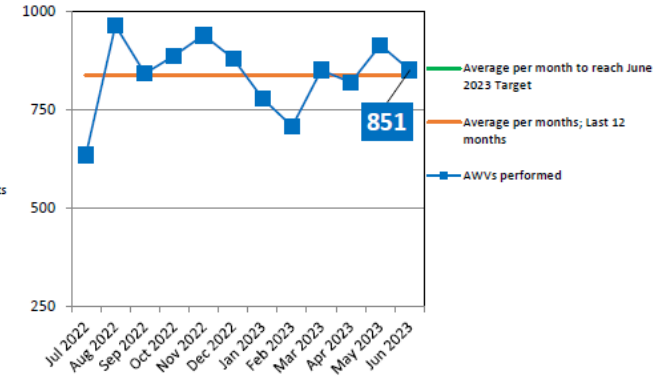
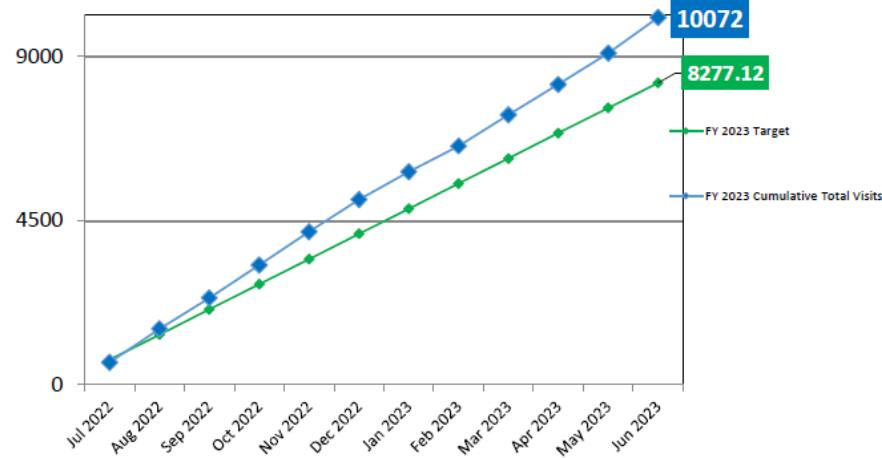
- Requires more than an "average" population:
 - 27% more primary care providers
 - 53% more medical specialists
 - 35% more surgical specialists

Current Efforts

- Wellness Visits
- Transitional Care Management
- Remote Patient Monitoring
- Emergency Department Follow Up

Scheurer Practices Wellness Visits

Target: >65% of patients attributed to the practice have a Wellness Visit between July 1, 2022 and June 30, 2023



Practice	Patients Attributed to the Practice	July 2022	Aug 2022	Sept 2022	Oct 2022	Nov 2022	Dec 2022	Jan 2023	Feb 2023	March 2023	April 2023	May 2023	June 2023	Percentage for last 12 months	Average per month for last 12 months	Average per month to get to 65% by June 30, 2023	Total from Start of FY
	1,577	70	97	74	83	81	113	117	125	133	131	137	145	83%	109	-281	1306
	1,962	153	124	136	171	96	120	104	83	112	126	139	60	73%	119	-149	1424
	1,937	179	190	116	144	176	164	136	112	142	136	153	150	93%	150	-539	1798
	3,662	147	265	233	238	277	200	174	176	233	190	208	231	70%	214	-192	2572
	3,596	86	286	283	252	310	284	248	212	231	237	278	265	83%	248	-635	2972
Totals	12,734	635	962	842	888	940	881	779	708	851	820	915	851	79%	839	-1795	10072

Codes: G0402, G0438, G0439, 99381-99387, 99391-99397
 7/12/2022 Updated attribution for the 2022-2023 FY
 10/6/2022 Updated attribution
 2/9/2023 Updated attribution
 5/3/2023 Updated attribution
 Report Used for Attribution: My Panel Metrics Patient Search

The current month does not have complete data as this report is based on claims

2016-17
46.2%

2022-23
79%

Transitional Care Management

- See all hospital/nursing home/swing bed stays within 7-14 days
 - Care Coordinators
 - Remote Patient Monitoring
 - Office Staff
 - Acute Care Staff
 - Providers
- Call when office notified of discharge
- When discharging from Scheurer, all patients scheduled with PCP prior to discharge

Emergency Department Follow-Up

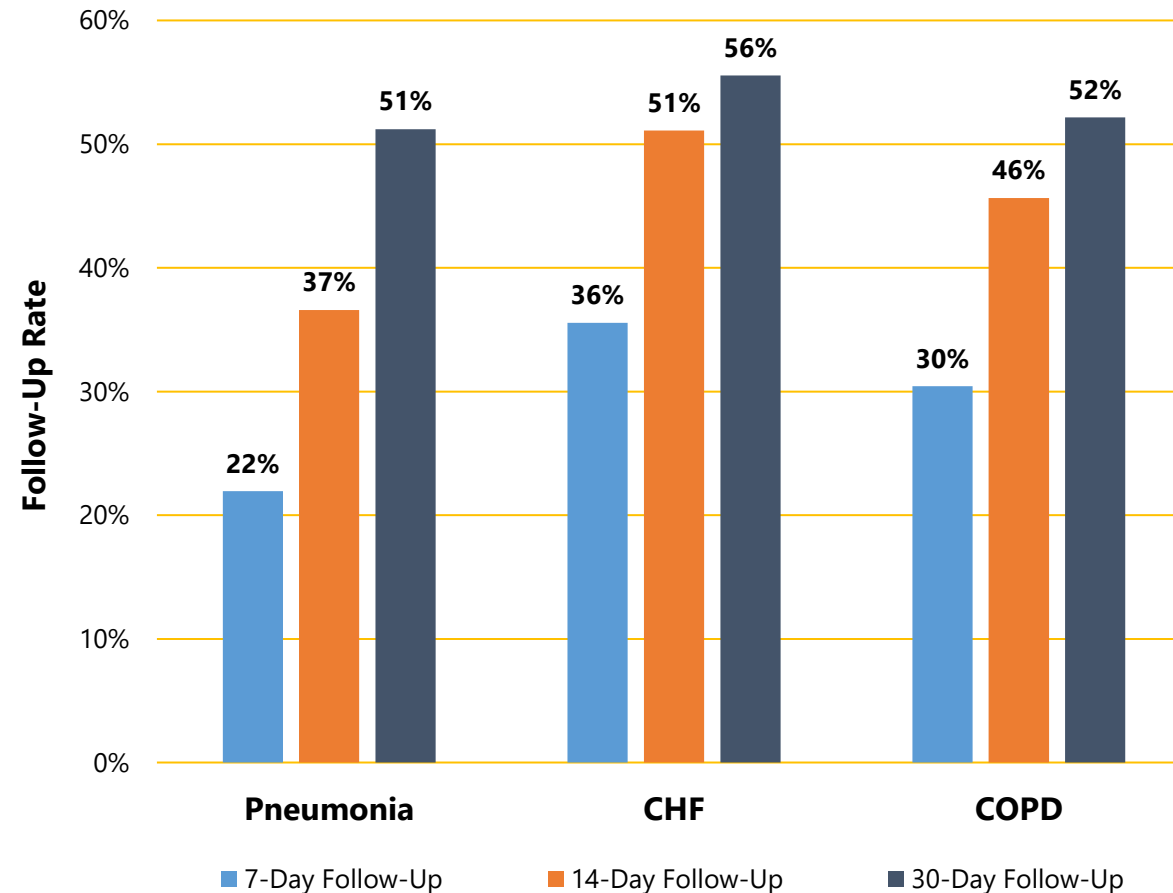
- Staff call the next day:
 - All patients 70 years and older
 - All patients 12 years and younger
 - All patients with no PCP
 - Acute Care Discharge Patients
 - Surgical Discharge Patients
- PCMH Practices
 - Open up acute visits to reduce ED visits

MVC Data for ED Follow-Up Care

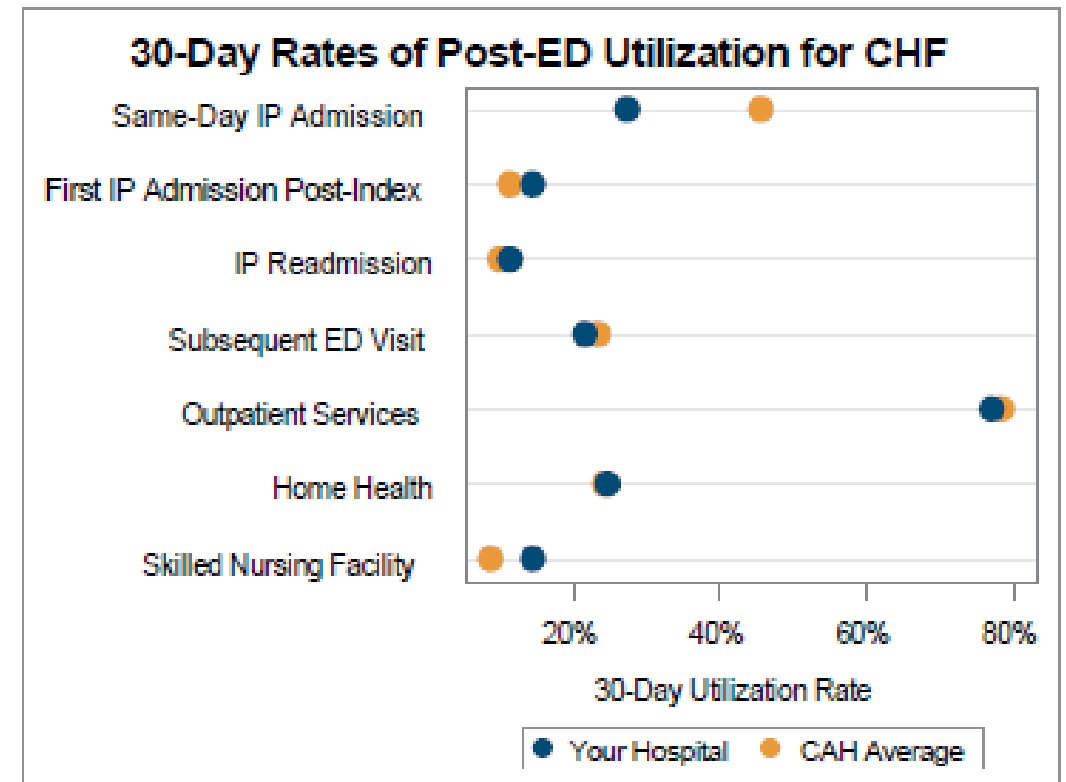
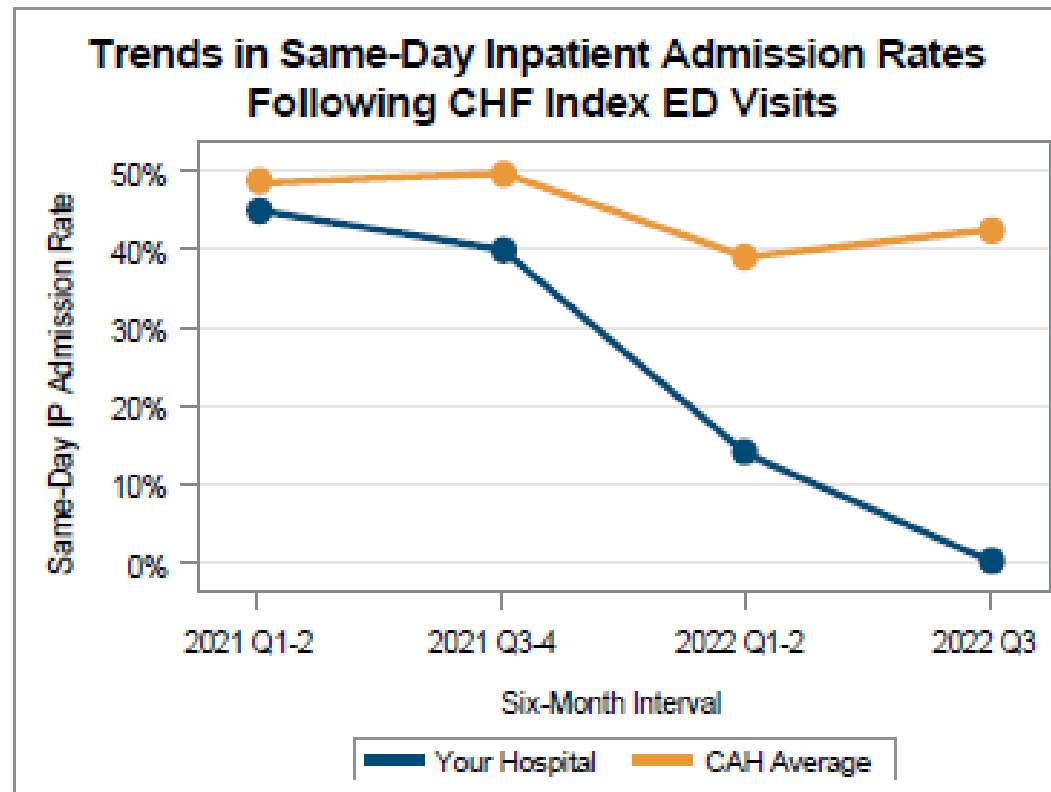
Follow-Up Care After Scheurer Health ED Visit

**Among patients
discharged home or
to home health**

Rate of attending any
outpatient follow-up
visit (in person or by
telehealth) within
each timeframe



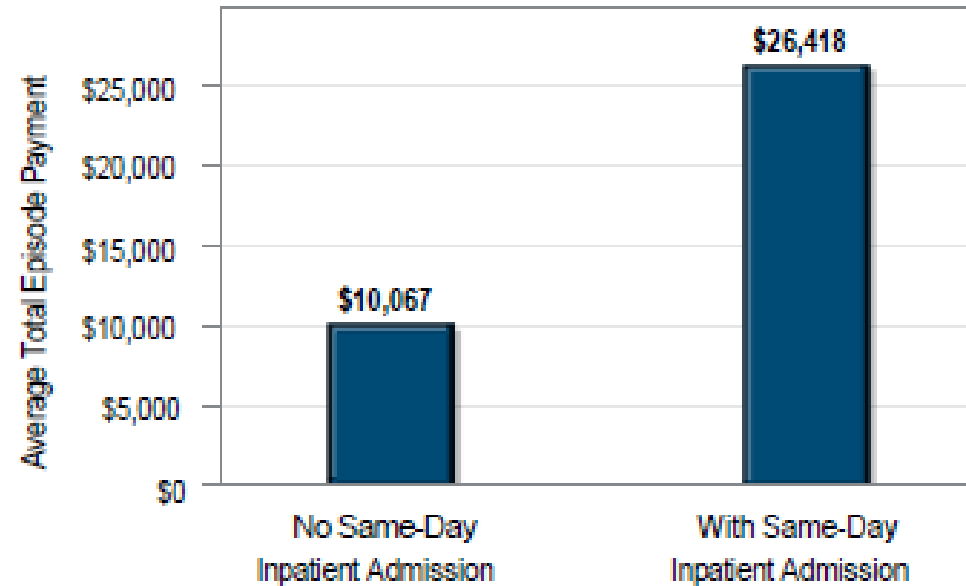
CHF Emergency Department Visit



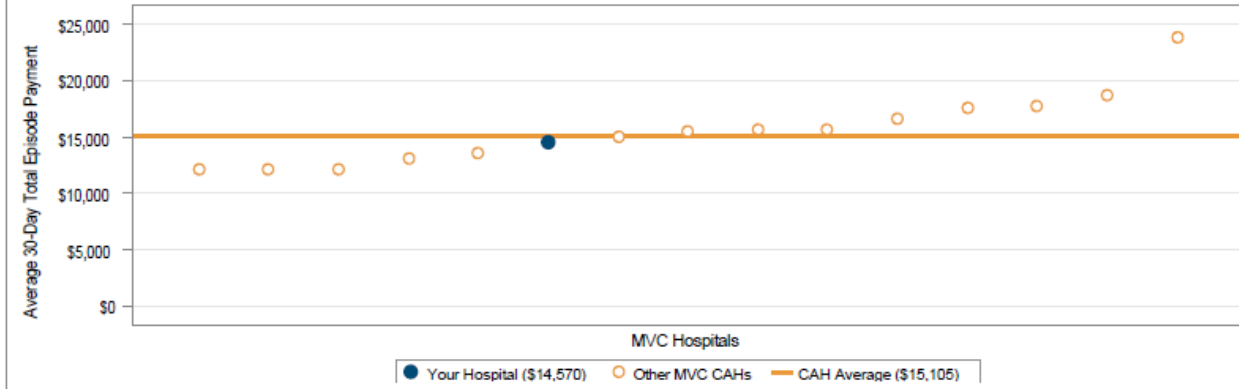
4.3% Utilization Rate of Observation Stay at Index Event

CHF Emergency Department Visit

Risk-Adjusted Price-Standardized 30-Day Total Episode Payments for CHF at Your Hospital, by Same-Day Inpatient Admission Status



Average Risk-Adjusted Price-Standardized 30-Day Total Episode Payments for CHF



Questions?

Ross Ramsey, MD
ramseyr@scheurer.org